

# Dark Sky Friendly Lighting Basics

Modern society requires outdoor lighting for a variety of needs, including safety and commerce. The International Dark Sky Alliance (IDA) recognizes this and advocates that any required lighting be used wisely. Good lighting fixtures are essential, and their installation and use is also important. If outdoor light is necessary, follow these guidelines to prevent or minimize light pollution:

1. Useful. All light should have a clear purpose, how it impacts wildlife and environment. Consider reflective paints or self-luminous markers as alternative.
2. Targeted. Direct light only to where needed, use shielding and aiming to target light beam down, below horizontal so no light escapes into the night sky.
3. Low Light Levels. Light should be no brighter than needed.
4. Controlled. Limit use of light to when useful, consider timers, motion detectors, dimmers
5. Color. Use warm color lights where possible, limit shorter wavelength (blue-violet)

See [www.darksky.org/wp-content/uploads/2020/05/Light-to-Protect-the-Night-Five-Principles-for-Responsible-Outdoor-Lighting-IDAIES-01-1.png](http://www.darksky.org/wp-content/uploads/2020/05/Light-to-Protect-the-Night-Five-Principles-for-Responsible-Outdoor-Lighting-IDAIES-01-1.png)

## Find Dark Sky Friendly Lighting

IDA's Fixture Seal of Approval program certifies Dark Sky Friendly outdoor lighting fixtures, meaning that they minimize night sky pollution, glare and light trespass onto adjacent areas.

See [www.darksky.org/our-work/lighting/lighting-for-industry/fsa/](http://www.darksky.org/our-work/lighting/lighting-for-industry/fsa/)

All approved products are fully shielded and minimize the amount of blue light in the nighttime environment. To learn more about good outdoor lighting, visit IDA's Lighting Basics page at [www.darksky.org/our-work/lighting/](http://www.darksky.org/our-work/lighting/)

## Finding What You Need

IDA doesn't sell lighting, but maintains lists of Night Sky Friendly fixtures and retailers.

To find fixtures see our Dark Sky Products page [www.darksky.org/our-work/lighting/lighting-for-industry/fsa/fsa-products/](http://www.darksky.org/our-work/lighting/lighting-for-industry/fsa/fsa-products/)

To find sources for Night Sky Friendly fixtures, see the IDA Dark Sky Retailers page <http://www.darksky.org/our-work/lighting/lighting-for-industry/fsa/retailers/>



For more information:

<https://www.facebook.com/lampasascofriends>

Lampasas County Friends of the Night Sky  
[nightsky.lampasas@gmail.com](mailto:nightsky.lampasas@gmail.com)

More details



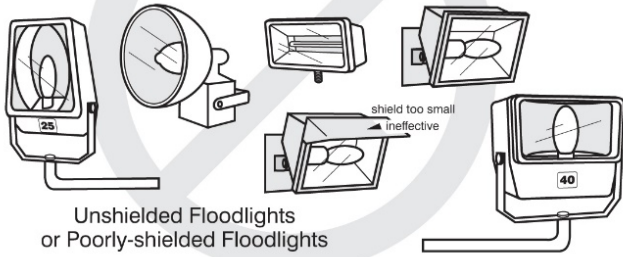
Facebook



# Examples of Acceptable / Unacceptable Lighting Fixtures

## Unacceptable / Discouraged

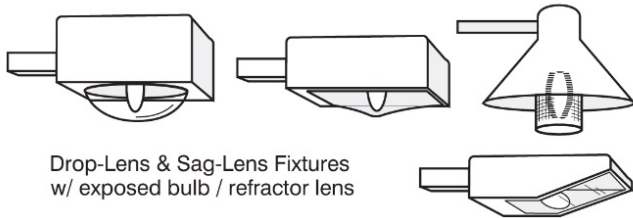
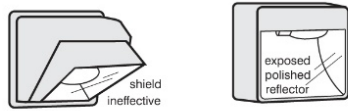
Fixtures that produce glare and light trespass



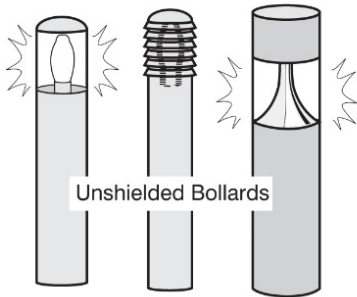
Unshielded Floodlights or Poorly-shielded Floodlights



Unshielded Wallpacks & Unshielded or Poorly-shielded Wall Mount Fixtures



Drop-Lens & Sag-Lens Fixtures w/ exposed bulb / refractor lens

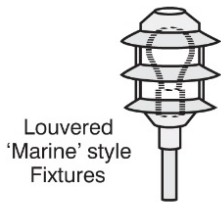
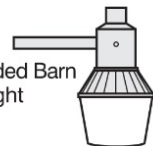


Unshielded Bollards

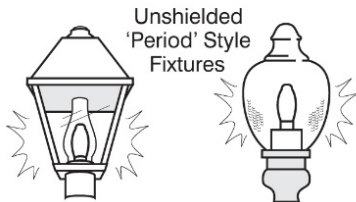
Unshielded Streetlight



Unshielded Barn Light



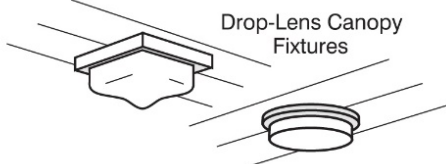
Louvered 'Marine' style Fixtures



Unshielded 'Period' Style Fixtures



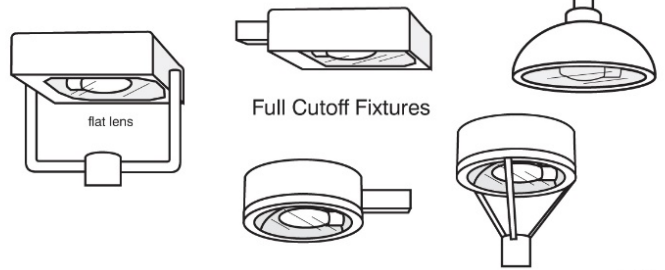
Unshielded PAR Floodlights



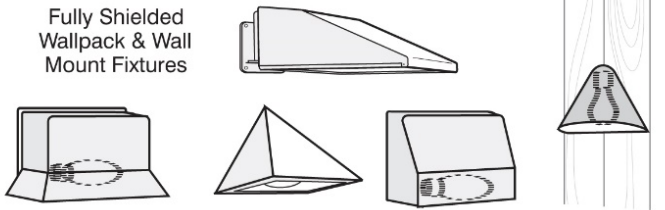
Drop-Lens Canopy Fixtures

## Acceptable

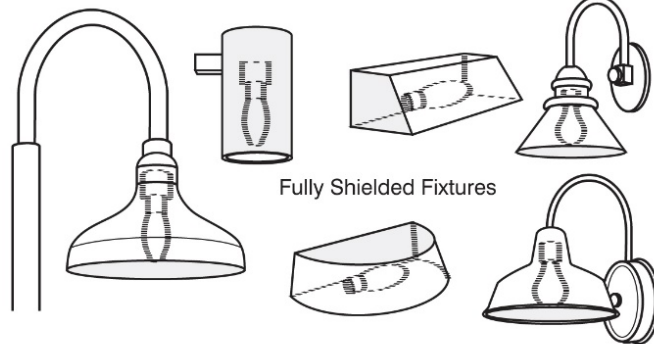
Fixtures that shield the light source to minimize glare and light trespass and to facilitate better vision at night



Full Cutoff Fixtures



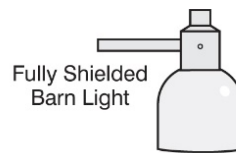
Fully Shielded Wallpack & Wall Mount Fixtures



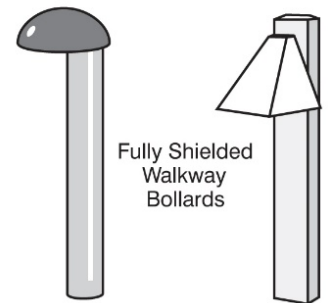
Fully Shielded Fixtures



Full Cutoff Streetlight



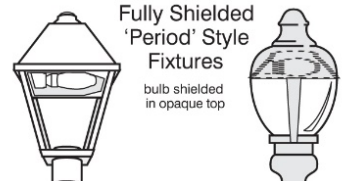
Fully Shielded Barn Light



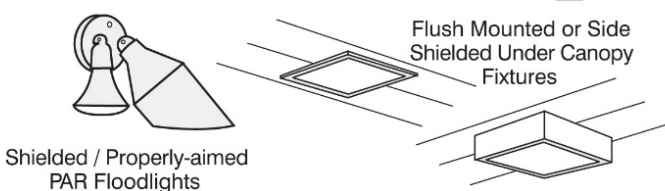
Fully Shielded Walkway Bollards



Fully Shielded Decorative Fixtures



Fully Shielded 'Period' Style Fixtures



Shielded / Properly-aimed PAR Floodlights

Flush Mounted or Side Shielded Under Canopy Fixtures